Magic2



The original invisible sliding doors system
Il sistema invisibile originale per porte scorrevoli




Magic2

Oltre 50 mm di frenatura

Il sistema **Magic2** integra nuovi fermi ammortizzati BREVETTATI, per una frenatura di oltre 50 mm, più di 20 mm rispetto al fermo del modello Magic. Mantenendo gli stessi ingombri della porta

More than 50mm of damping motion

Magic2 system integrates new **PATENTED** dampers with 50mm of braking motion, 20mm longer than previous version of Magic. Keeping the same door dimensions

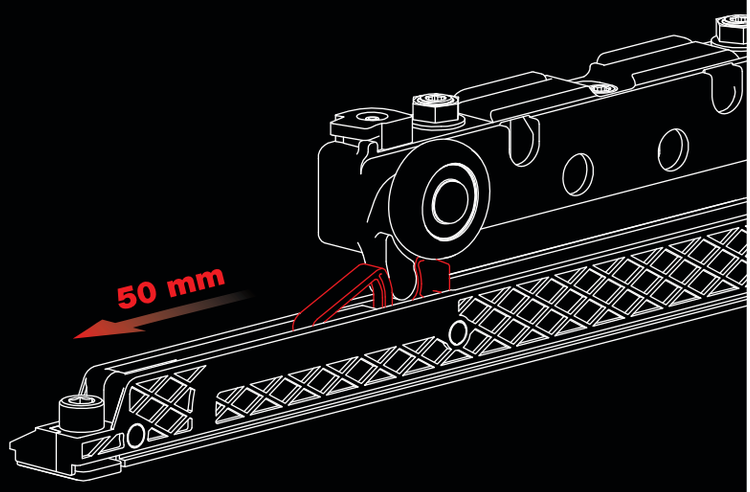

Nuovi fermi con posizione regolabile

I nuovi fermi del **Magic2** sono stati progettati per essere indipendenti dal distanziale. All'occorrenza si possono spostare per regolare la posizione della porta.

New dampers with adjustable positioning

New **Magic2** adjustable dampers were designed to be independent from wall-spacer wheels. New dampers are suitable to be moved into the track to allow door positioning adjustment.

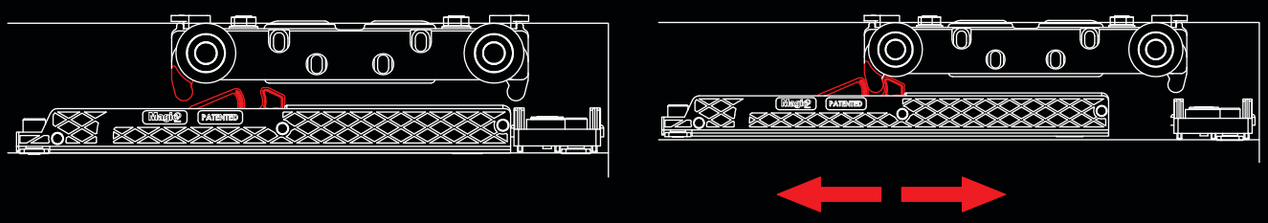

Nuova posizione per le ruote distanziali

Nel sistema **Magic2** le ruote distanziali sono posizionate alle estremità della porta. Le ruote distanziali cosi posizionate proteggono la porta da contatti con la parete, solo in caso di muri con superfici irregolari.

New position of wall-spacer wheels

In **Magic2** system wall-spacer wheels are positioned on the door extremities. The wall-spacer wheels are so positioned in order to protect the door from wall contact, only when wall surface are not plane.

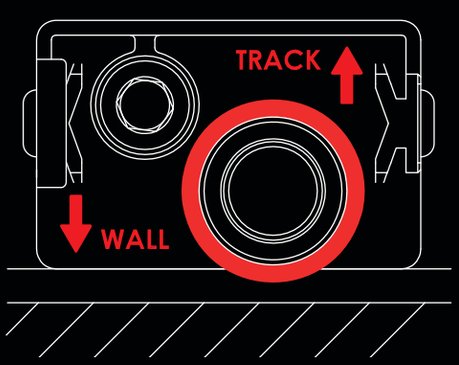

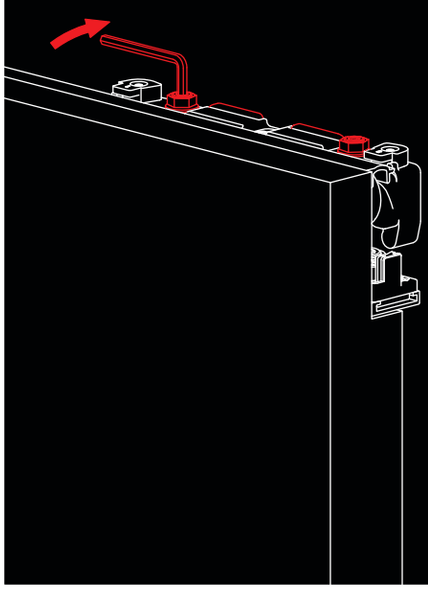

Nuovo sistema BREVETTATO di regolazione

Il nuovo scorrevole **Magic2 BREVETTATO** integra le seguenti regolazioni:

- Regolazione dell'altezza della porta dal pavimento
- Regolazione micrometrica della distanza della porta dalla parete
- Regolazione micrometrica del parallelismo della porta rispetto alla parete

Le regolazioni di distanza e parallelismo della porta, si utilizzano per compensare eventuali irregolarità della parete. Tutte le regolazioni si realizzano dalla parte superiore dello scorrevole, senza sganciare la porta.

New patented adjustment system

New **Magic2 PATENTED** sliding trolley integrates following door adjustments:

- Door height adjustment from floor.
- Micrometic adjustment of door from wall
- Micrometic adjustment of door parallelism from wall.

Door adjustments of wall distance and parallelism, are meant to compensate possible irregularities of wall. All adjustments are available in the top of sliding trolley, without removing the door.

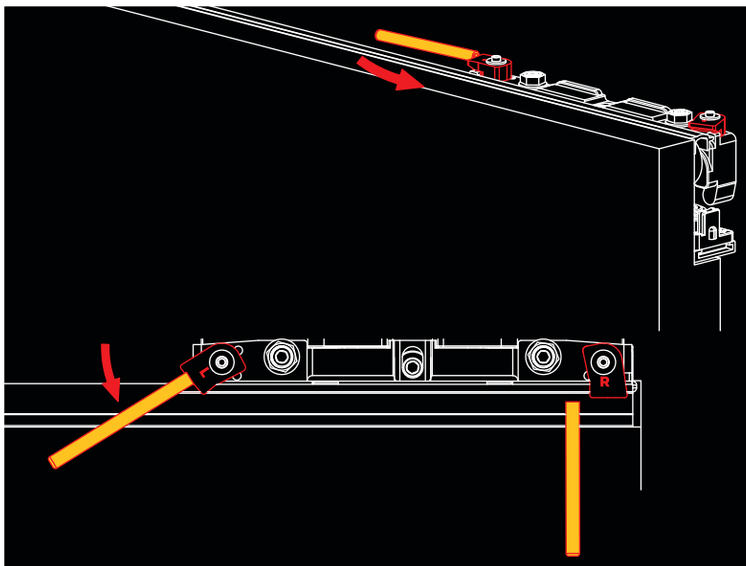

Pratico sistema di antisganciamento

Lo scorrevole **Magic2** comprende due nuovi elementi rotanti di antisganciamento. In questi nuovi elementi sono inserite due leve di sicurezza, per ruotarli senza l'utilizzo di utensili. Le leve di sicurezza, ben visibili, rendono obbligatorio l'utilizzo dei sistemi di antisganciamento. Una volta ruotate, le leve di sicurezza, dovranno essere rimosse per poter inserire i tappi.

Practical anti-jumping system

Magic2 sliding trolley includes two new turning anti-jumping activation elements. Turning anti-jumping activation elements are equipped with two safety levers, easy to rotate with no tools required. Safety levers, clearly visible, will have to be removed once anti-jumping system is activated, to insert end caps.

Guida inferiore silenziosa

Per migliorare ancor di più lo scorrimento, il sistema **Magic2** integra una guida inferiore rinforzata in zama (resistente e versatile), che scorre in un profilo in plastica molto silenzioso.

Silent lower guide

With the purpose of furtherly increase sliding quality, **Magic2** system combines a reinforced lower guide in Zamak (reliable and versatile), which it slides in a silent plastic profile.

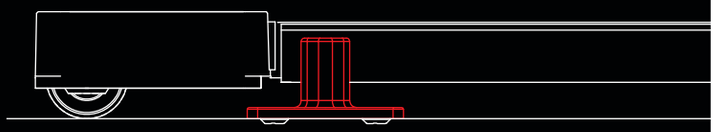

Ruote inferiori brevettate per migliore scorrevolezza

Le nuove ruote inferiori del sistema **Magic2** hanno molleggio **BREVETTATO**, e sono state progettate con diametro, cuscinetti e perni in acciaio maggiorati. Anche il rivestimento in gomma è stato raddoppiato per aumentare la forza e la scorrevolezza delle ruote.
Un'altra importante innovazione **BREVETTATA** nel sistema di scorrimento inferiore è l'inserimento di due molle fisse maggiorate che permettono di ammortizzare il movimento della porta fino ad una portata di 40 kg. Oltre i 40 kg, e fino ad un massimo di 80 kg, queste nuove ruote flettono maggiormente e la superficie realizzata in zama si appoggia su di un cilindro di gomma interno che funge da ammortizzatore supplementare garantendo maggior stabilità.
La gomma delle ruote di **Magic** e **Magic2** è altamente performante:

- non lascia traccia sulle superfici di scorrimento come pavimenti e pareti
- non si deforma nel tempo

New patented bottom wheels designed for a better sliding

New **Magic2** bottom wheels are equipped with a **PATENTED** suspension spring system and were designed with a larger diameter, bigger bearing and steel pivots. Rubber surface have been enlarged as well, in order to reinforce wheels and improve sliding quality.
An additional important **PATENTED** innovation in lower sliding system is the introduction of two padded fixed springs which can grant damping function during door motion up to 40kg. Over 40kg of door weight and up to 80kg of maximum load capacity, new bottom wheels will be more flexible than previous version, with their Zamak surface to lean on a rubber internal cylinder, which act as a small shock absorber, granting more stability during sliding motion.
The **Magic** and **Magic2** wheels rubber have hight performance:

- does not leave any trace or sign on sliding surface like floors and walls
- does not deform over time.

KG 0 < KG 40

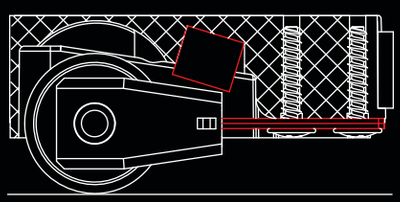

KG 40 < KG 80

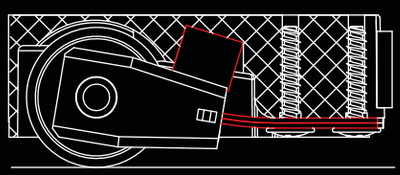

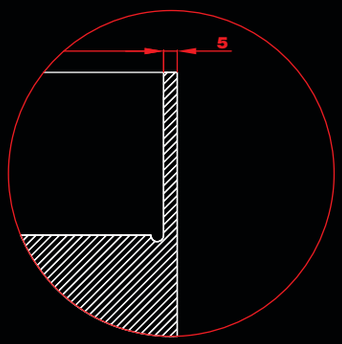

Binario incassato in fresata non passante

Il binario superiore può essere incassato in una fresata cieca. Lateralmente non saranno visibili i tappi del binario, migliorando ulteriormente l'estetica della porta. L'installazione e regolazione della porta non variano perché le regolazioni si effettuano dal lato superiore della porta.

Built-in sliding track with not-through milling

Upper sliding track can be installed "built-in" into a blind milling. Laterally, track's end caps won't be visible, improving even more the aesthetics of door. Door installation and adjustment are not going to be different than usual, because available on the top of the door.



Magic2

Invisible sliding door system
Sistema invisibile di scorrevoli per porte

EN	**PATENTED CONCEALED** sliding system outside wall, for wooden doors with shockabsorbing stops.
IT	Sistema **INVISIBILE BREVETTATO** per porte scorrevoli esterno muro con fermi ammortizzati.
FR	Système **INVISIBLE BREVETÉ** pour portes coulissantes extérieur mur avec fermoirs amortisseurs.
DE	**PATENTIERTES UND UNSICHTBARES** System für Schiebetüren, die außerhalb der Mauer verankert werden und mit gedämpfter Haltevorrichtung ausgestattet sind.
ES	Sistema **INVISIBLE PATENTADO** para puertas correderas exterior pared con cerrojos amortiguados.




PATENTED

Magic2

Scheme / Schema

PATENTED

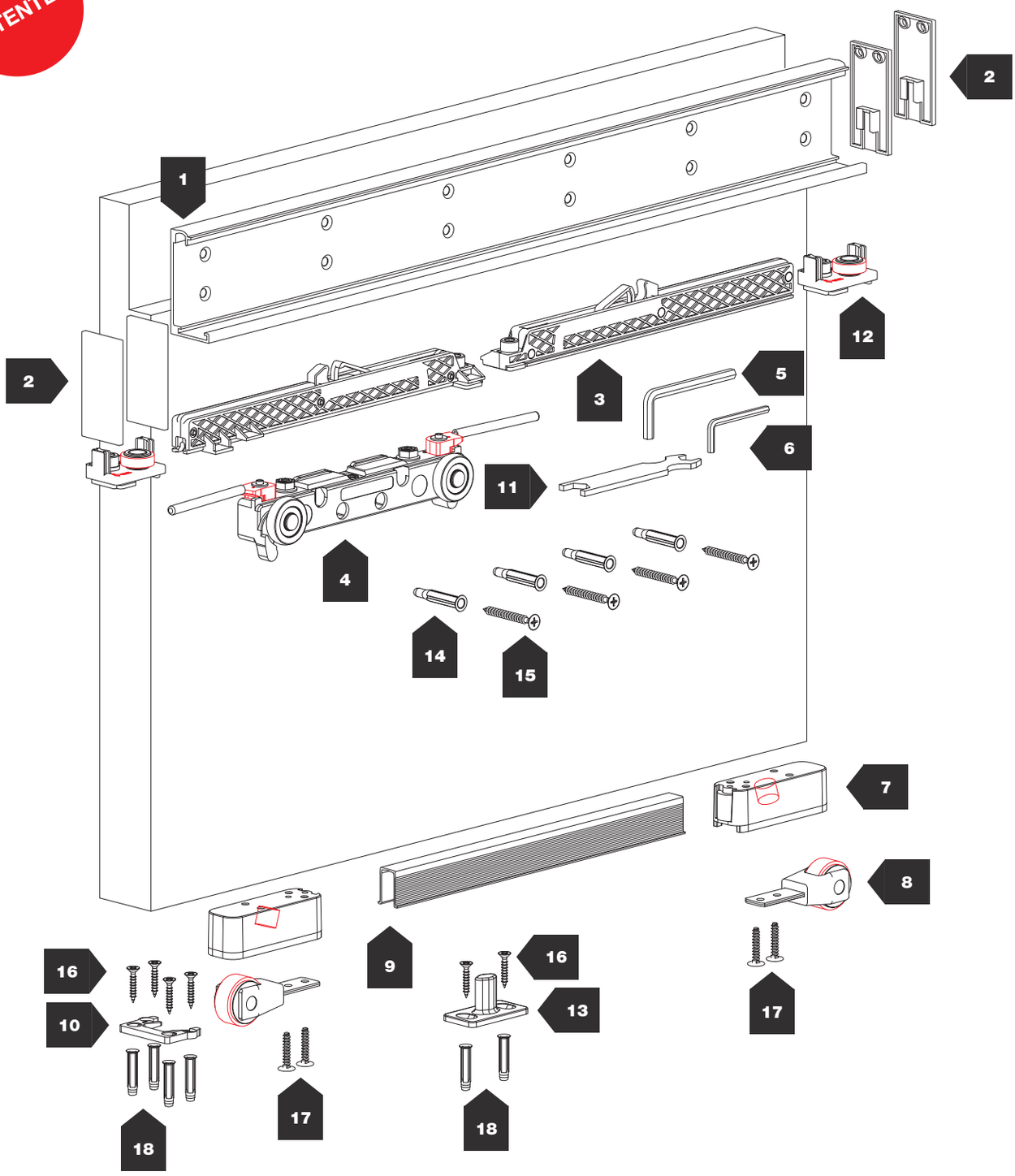

680 mm ÷ 1800 mm

80 kg

10 mm

Magic2

Magic2 Model in wood / Modello Magic2 in legno
Modèle Magic2 en bois / Magic2 Modell aus Holz
Modelo Magic2 de madera

N°			KG	
1	2850		80	
2	2851/N 2851/A	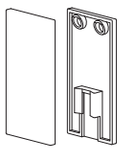	80	
3	2854	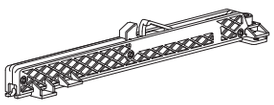	80	PATENTED
4	2852	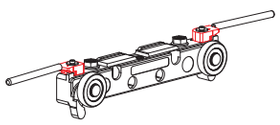	80	PATENTED
5	538		80	
6	654		80	
7	2858	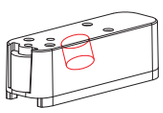	80	PATENTED
8	2857	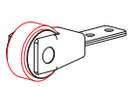	80	PATENTED
9	121	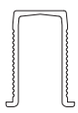	80	

N°			KG	
10	2859	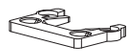	80	
11	1025	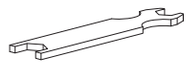	80	
12	2856	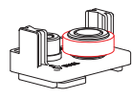	80	PATENTED
13	2855	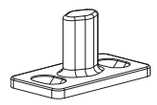	80	
14	FISCHER UX6		80	
15	4,5x40		80	
16	4x30	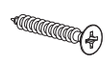	80	
17	4x20		80	
18	FISCHER SX5		80	

Magic2

Magic2 Model in wood / Modello Magic2 in legno
Modèle Magic2 en bois / Magic2 Modell aus Holz
Modelo Magic2 de madera

80 Kg

N.2 Soft air closing
N.2 Fermi ammortizzati

Customizable door width
Larghezza porta personalizzabile

PATENTED

CODE		KIT
MAGIC2/1100	1100 mm	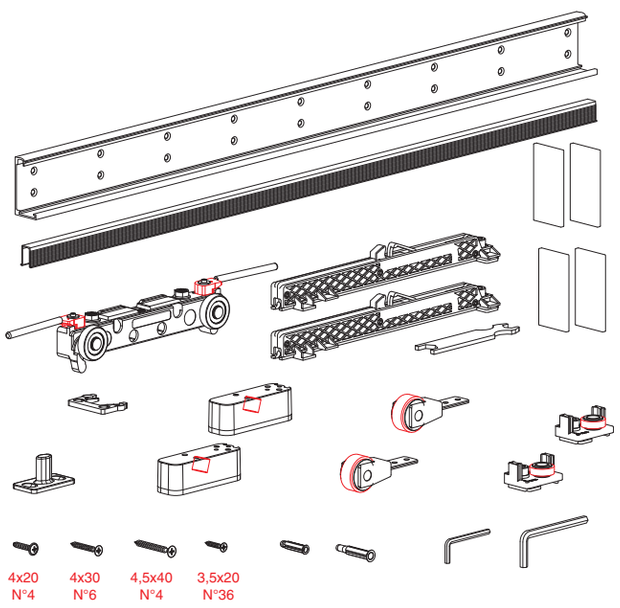
MAGIC2/1800	1800 mm	

PROFILES CUTTING MEASUREMENTS / MISURE DI TAGLIO DEI PROFILI

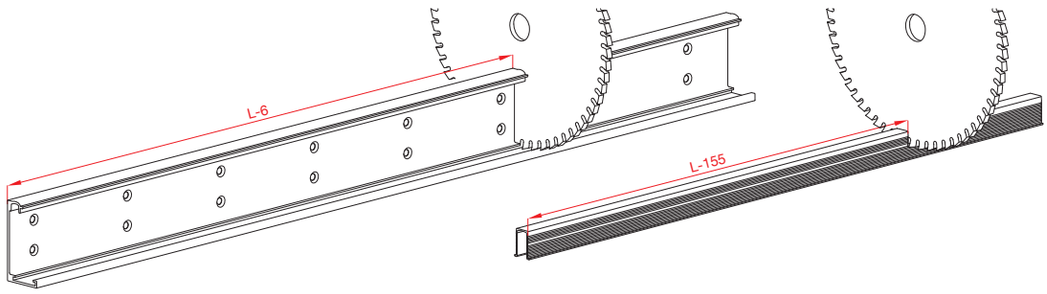

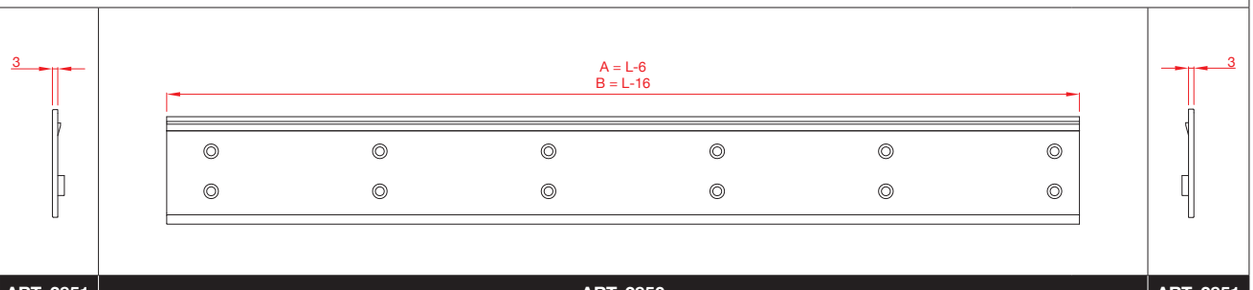

ART. 2851 | **ART. 2850** | **ART. 2851**



ART. 2858 | **ART. 121** | **ART. 2858**

Magic2 Model in wood / Modello Magic2 in legno
Modèle Magic2 en bois / Magic2 Modell aus Holz
Modelo Magic2 de madera

MILLING DESCRIPTION / DESCRIZIONE DELLE LAVORAZIONI

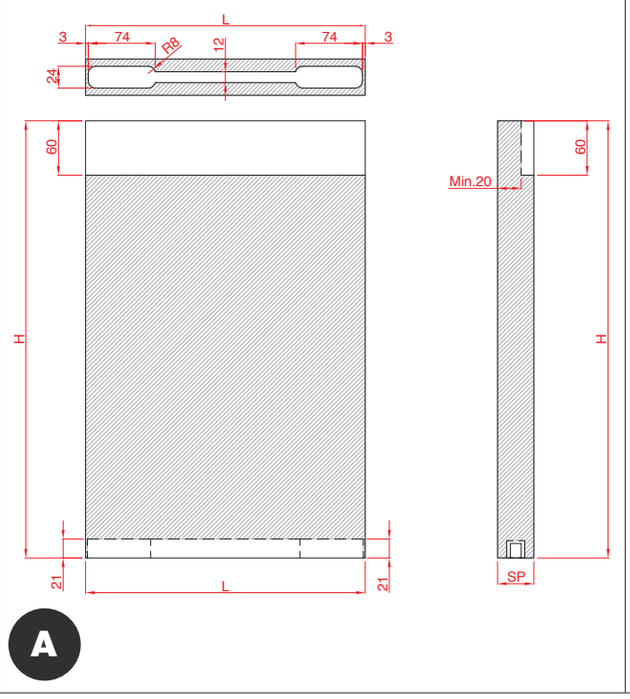

HIDDEN MILLED
FRESATA CIECA

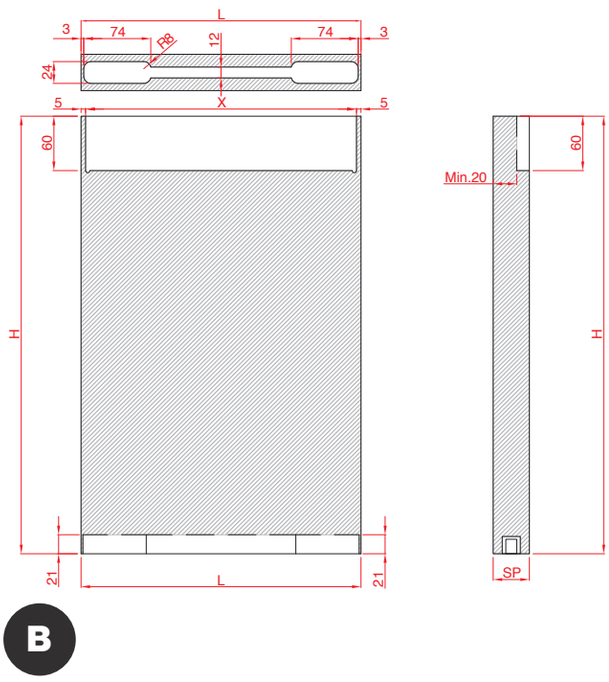

ACCESSORIES PLACEMENT / POSIZIONAMENTO DEGLI ACCESSORI

LEFT OPENING / APERTURA VERSO SINISTRA

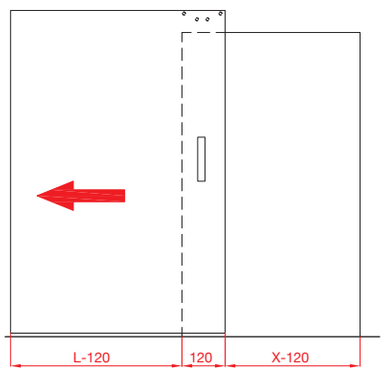

RIGHT OPENING / APERTURA VERSO DESTRA

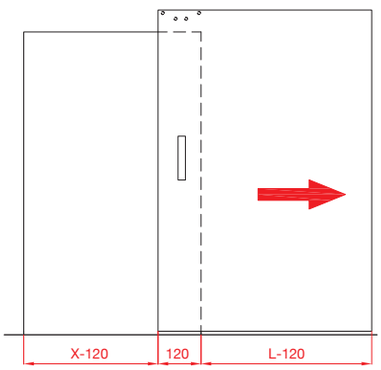

B = 0 mm ***(Min.)***
B = 50 mm ***(Suggested/Suggerito)***

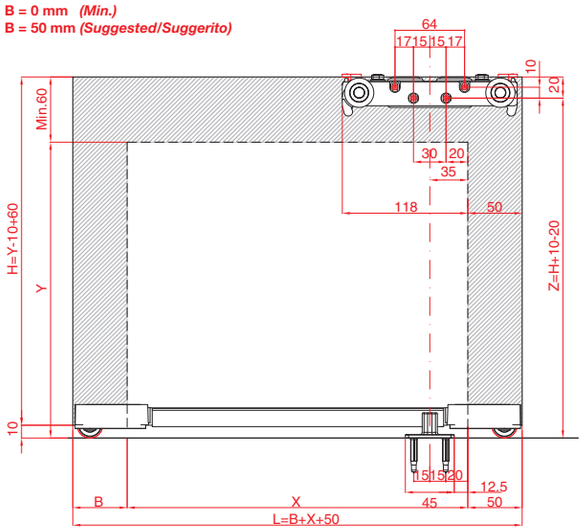

ART. MAGIC2/1100 B=0 **X= MIN. 800 (L=850)** **X= MAX. 1050 (L=1100)**	**ART. MAGIC2/1800 B=0** **X= MIN. 800 (L=850)** **X= MAX. 1750 (L=1800)**
ART. MAGIC2/1100 B=50 **X= MIN. 800 (L=900)** **X= MAX. 1000 (L=1100)**	**ART. MAGIC2/1800 B=50** **X= MIN. 800 (L=900)** **X= MAX. 1700 (L=1800)**

STANDARD POSITION / POSIZIONE STANDARD

Magic2

Magic2 Model in wood / Modello Magic2 in legno
Modèle Magic2 en bois / Magic2 Modell aus Holz
Modelo Magic2 de madera

ACCESSORIES PLACEMENT / POSIZIONAMENTO DEGLI ACCESSORI

LEFT OPENING / APERTURA VERSO SINISTRA

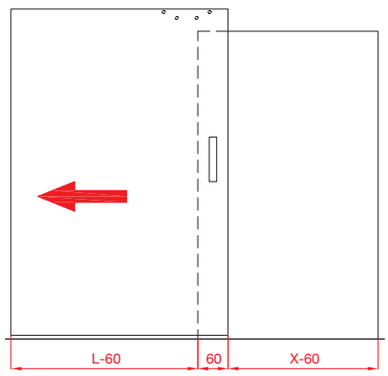

RIGHT OPENING / APERTURA VERSO DESTRA

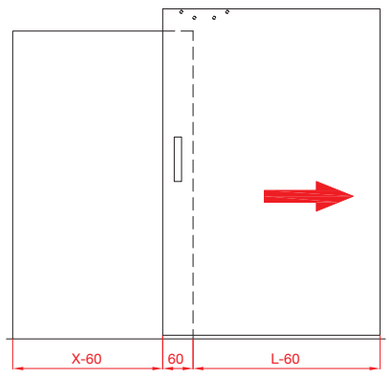

B = 0 mm *(Min.)*
B = 50 mm *(Suggested/Suggerito)*

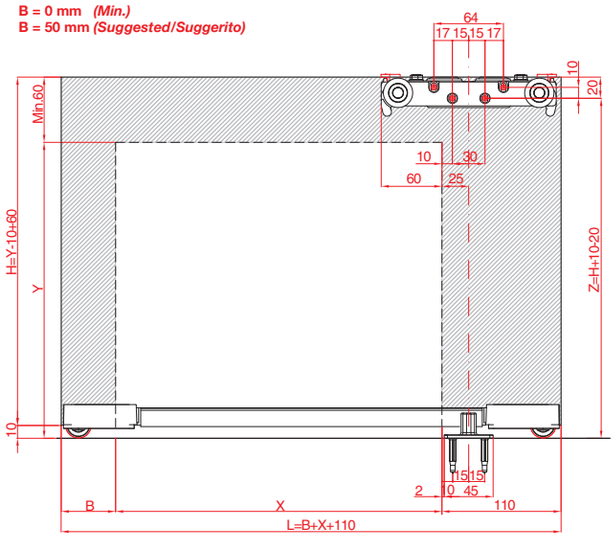

ART. MAGIC2/1100 B=0 **X= MIN.740 (L=850)** **X= MAX. 990 (L=1100)**	**ART. MAGIC2/1800 B=0** **X= MIN. 740 (L=850)** **X= MAX. 1690 (L=1800)**
ART. MAGIC2/1100 B=50 **X= MIN.740 (L=900)** **X= MAX. 940 (L=1100)**	**ART. MAGIC2/1800 B=50** **X= MIN. 740 (L=900)** **X= MAX. 1640 (L=1800)**

STANDARD POSITION / POSIZIONE STANDARD

ACCESSORIES PLACEMENT / POSIZIONAMENTO DEGLI ACCESSORI

LEFT OPENING / APERTURA VERSO SINISTRA

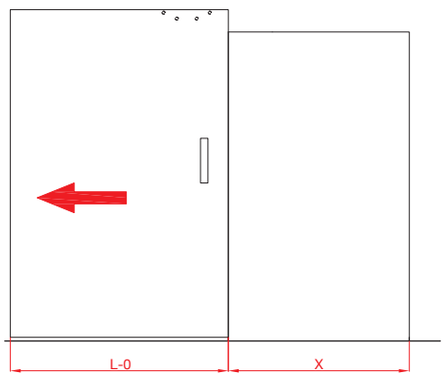

RIGHT OPENING / APERTURA VERSO DESTRA

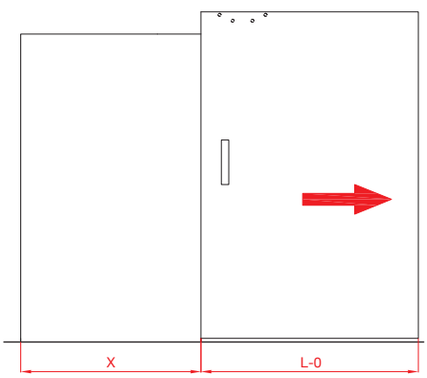

B = 0 mm *(Min.)*
B = 50 mm *(Suggested/Suggerito)*

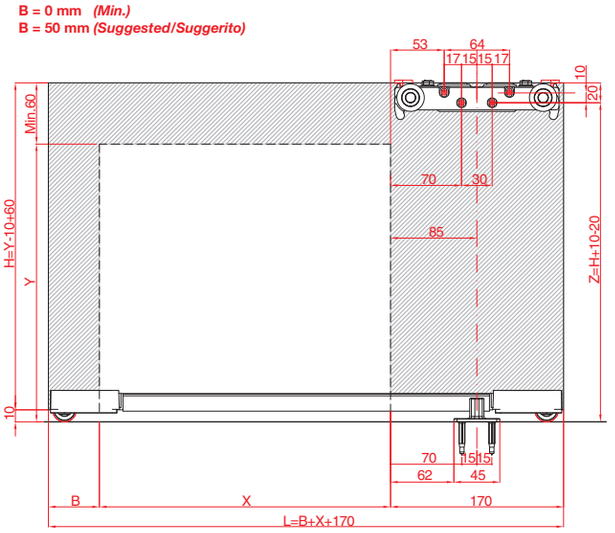

ART. MAGIC2/1100 B=0 **X= MIN. 680 (L=850)** **X= MAX. 930 (L=1100)**	**ART. MAGIC2/1800 B=0** **X= MIN. 680 (L=850)** **X= MAX. 1630 (L=1800)**
ART. MAGIC2/1100 B=50 **X= MIN. 680 (L=900)** **X= MAX. 880 (L=1100)**	**ART. MAGIC2/1800 B=50** **X= MIN. 680 (L=900)** **X= MAX. 1580 (L=1800)**

STANDARD POSITION / POSIZIONE STANDARD

Magic2 Model in wood / Modello Magic2 in legno
Modèle Magic2 en bois / Magic2 Modell aus Holz
Modelo Magic2 de madera

DESCRIPTION OF MEASURES / DESCRIZIONE MISURE

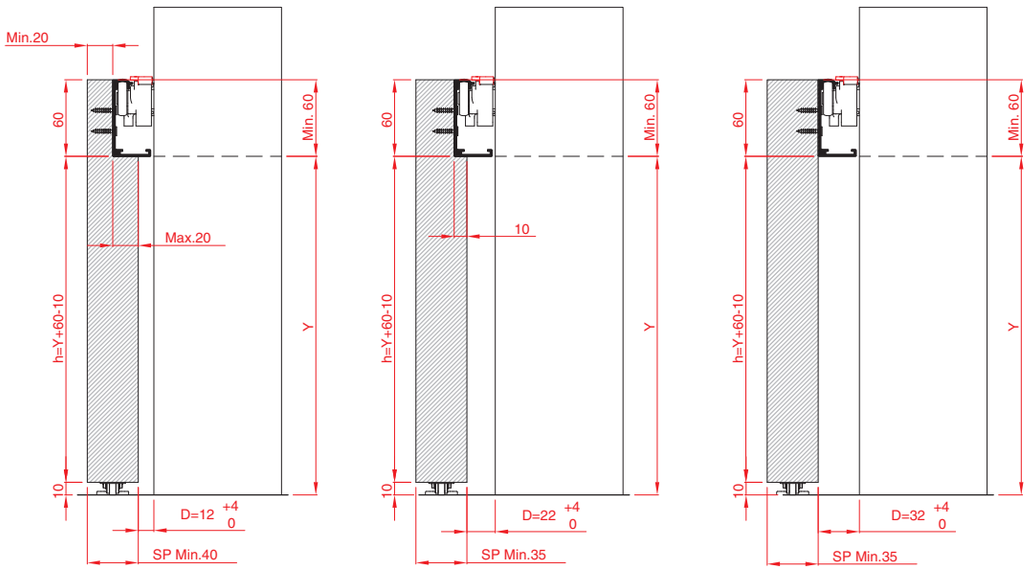

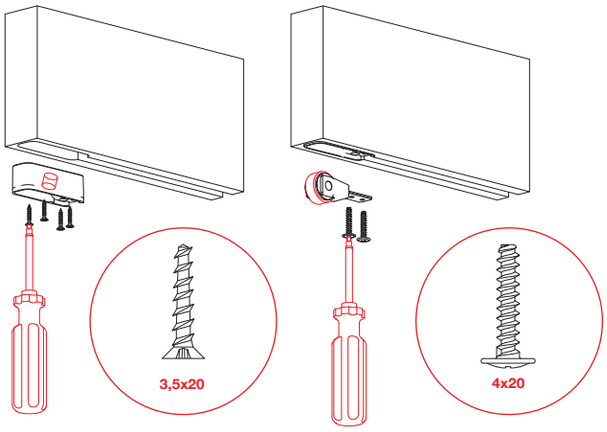

Kg0<Kg80

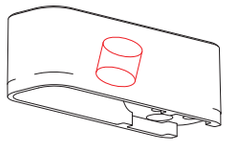

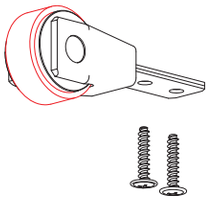

Kg0<Kg40

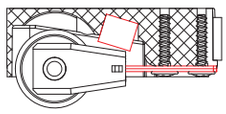

Kg40<Kg80

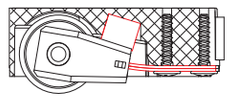

FINAL LEG / FINE CORSA

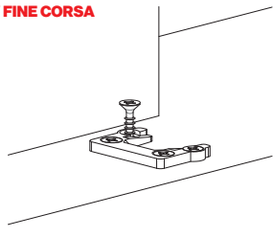

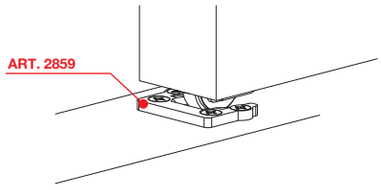

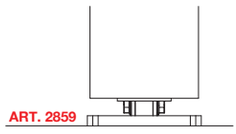

ALUMINIUM PROFILE FOR UNEVEN PAVEMENT
PROFILO IN ALLUMINIO PER PAVIMENTAZIONE IRREGOLARE

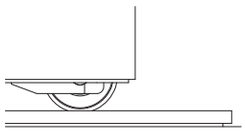

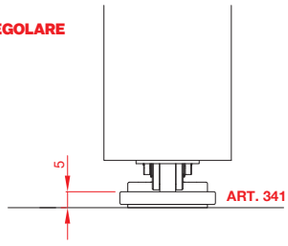



OPTIONAL

Magic2 Model in wood / Modello Magic2 in legno
Modèle Magic2 en bois / Magic2 Modell aus Holz
Modelo Magic2 de madera

DOOR APPLICATION / APPLICAZIONE ANTA

DOOR POSITIONING
POSIZIONAMENTO PORTA

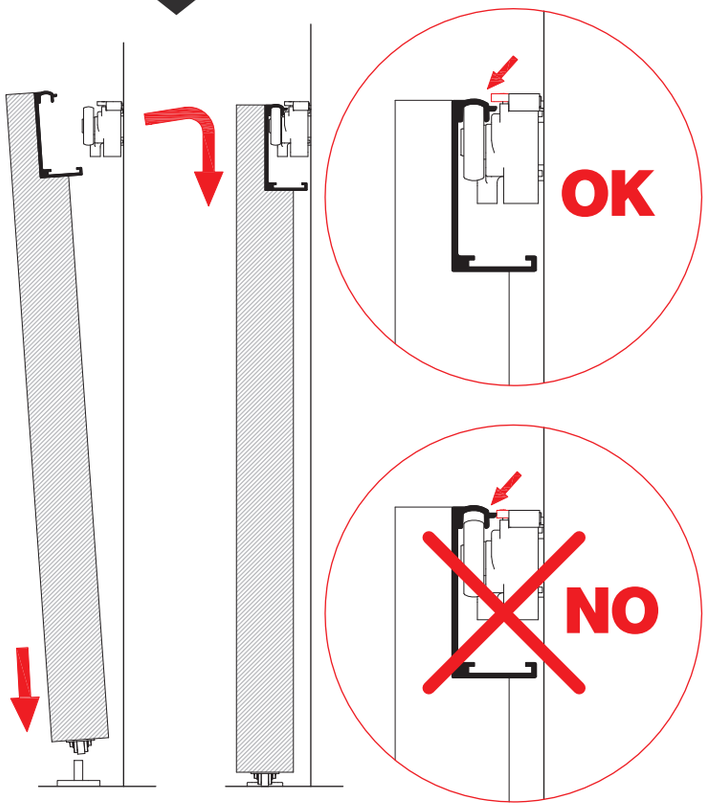

END CAPS
TAPPI LATERALI

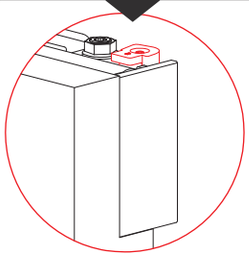

SOFT CLOSING
FERMO AMMORTIZZATO

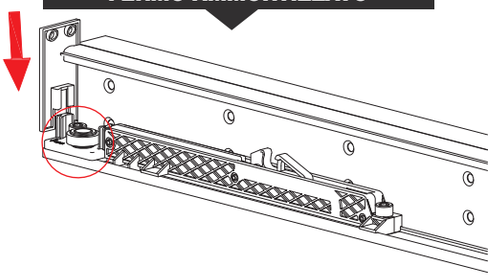

SPACER
DISTANZIALE

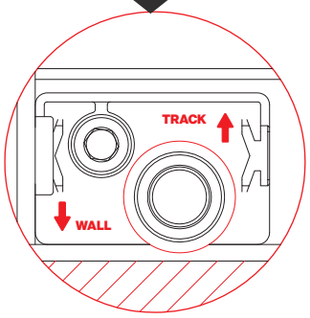

SELF ACTIVATING SOFT CLOSING SYSTEM / CARICAMENTO AUTOMATICO DEL FERMO AMMORTIZZATO

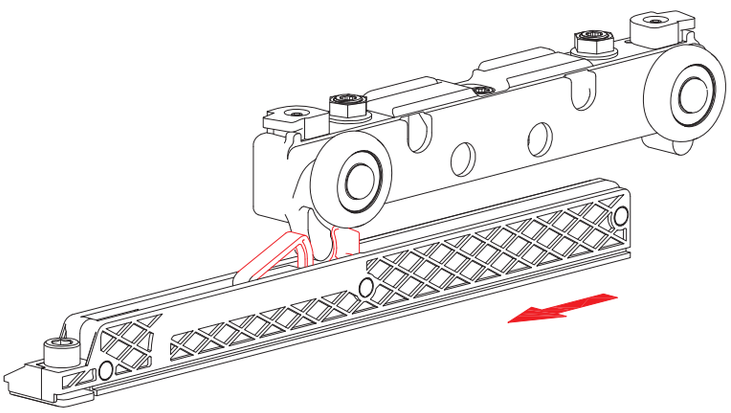

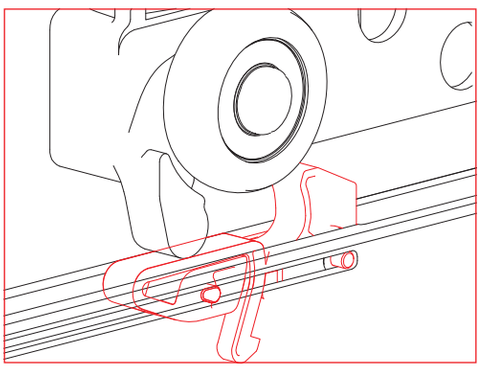

Magic2 Model in wood / Modello Magic2 in legno
Modèle Magic2 en bois / Magic2 Modell aus Holz
Modelo Magic2 de madera

MOUNTING / MONTAGGIO

TROLLEY HEIGHT ADJUSTMENT
REGOLAZIONE ALTEZZA CARRELLO

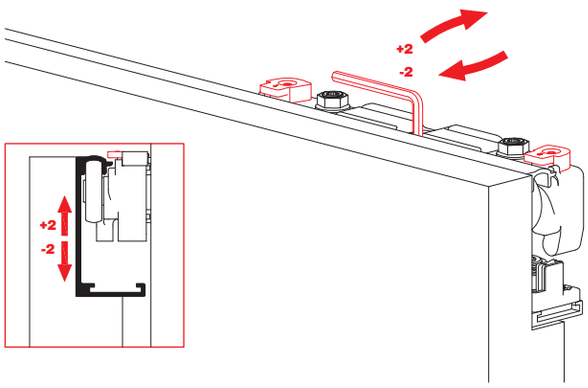

ANTI-JUMPING ACTIVATION
ATTIVAZIONE ANTISGANCIAMENTO

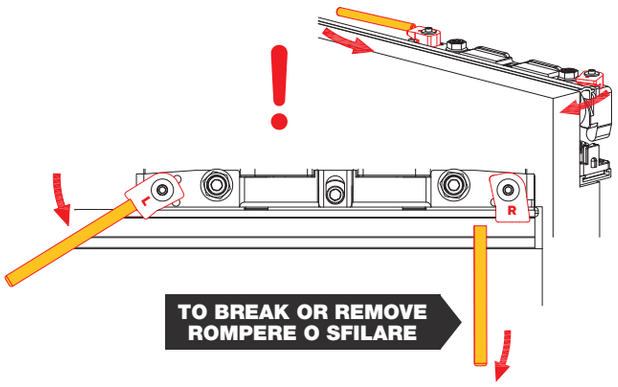

SLIDING ADJUSTMENT TO COMPENSATE WALL DIPS
REGOLAZIONE DEL CARRELLO PER COMPENSARE GLI AVVALLAMENTI DELLA PARETE

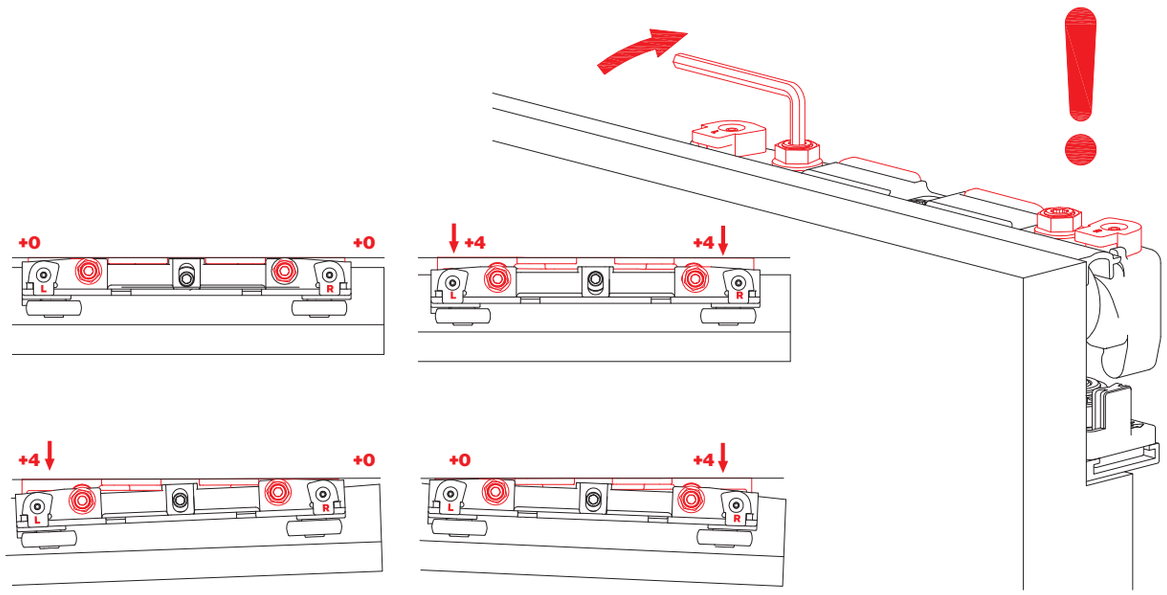

WHEN NEEDED,ADJUST POSITION OF SOFT CLOSING SYSTEM
QUANDO NECESSARIO, REGOLARE LA POSIZIONE DELL'AMMORTIZZATORE

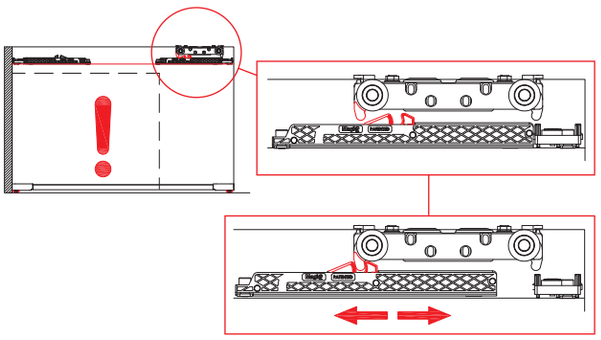

TO FIX AFTER INSTALLATION
BLOCCARE DOPO LA REGOLAZIONE

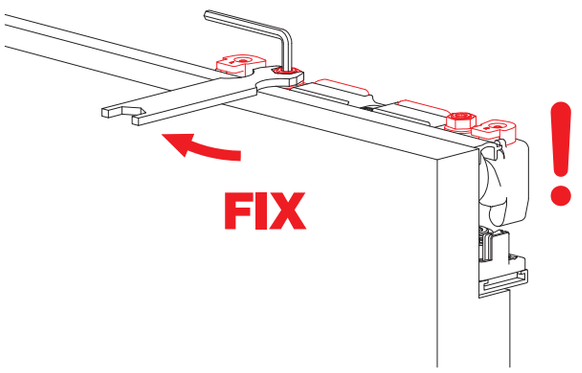

Magic2




dressing
rooms
WELCOME



Magic2 Vetro

Invisible sliding glass door system
Sistema invisibile di scorrevoli per porte in vetro

EN	**PATENTED CONCEALED** sliding system outside wall, for glass doors with shockabsorbing stops.
IT	Sistema **INVISIBILE BREVETTATO** per porte scorrevoli in vetro esterno muro con fermi ammortizzati.
FR	Système **INVISIBLE BREVETÉ** pour portes coulissantes extérieur mur avec fermoirs amortisseurs.
DE	**PATENTIERTES UND UNSICHTBARES** System für Schiebetüren, die außerhalb der Mauer verankert werden und mit gedämpfter Haltevorrichtung ausgestattet sind.
ES	Sistema **INVISIBLE PATENTADO** para puertas correderas exterior pared con cerrojos amortiguados.




dressing
rooms
WELCOME
PATENTED

Magic2 Vetro

Scheme / Schema

PATENTED

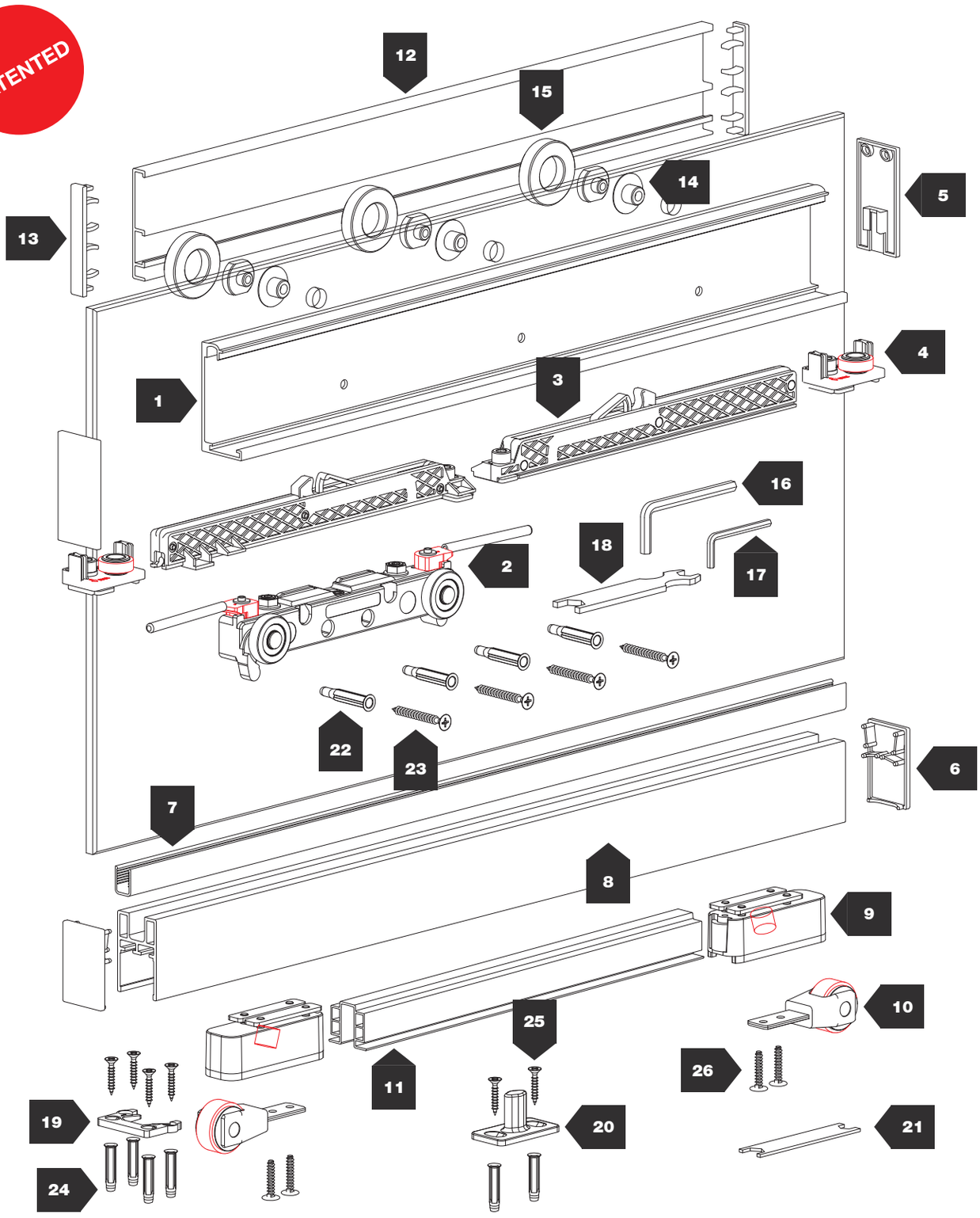

680 mm ÷ 1750 mm

80 kg

10 mm

Magic2 Vetro

Glass Magic2 model / Modello Magic2 in vetro
Modèle Magic2 verre / Magic2 Modell Glas / Modelo Magic2 de vidrio

N°			KG	
1	2850		80	
2	2852	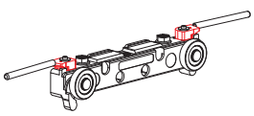	80	PATENTED
3	2854			PATENTED
4	2856	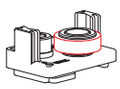	80	
5	2851/A		80	
	2851/N		80	
6	2866	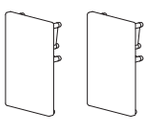	80	
7	2193		80	
8	2863		80	sp. 8 mm
	2862			sp. 10 mm
	2861			sp. 12 mm
9	2868	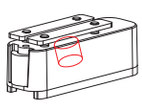	80	PATENTED
10	2857	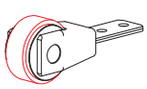	80	PATENTED

N°			KG	
11	2860		80	
12	2198		80	
13	2199	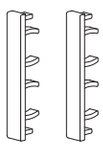	80	
14	2195		80	
15	2197/A		80	
16	538	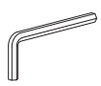	80	
17	654		80	
18	1025		80	
19	2859	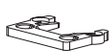	80	
20	2855	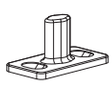	80	
21	1164		80	
22	FISCHER UX6		80	
23	4,5x40		80	
24	FISCHER SX5		80	
25	4x30	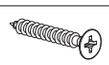	80	
26	4x20		80	

Magic2 Vetro

Glass Magic2 model / Modello Magic2 in vetro
Modèle Magic2 verre / Magic2 Modell Glas / Modelo Magic2 de vidrio

80 Max 80 Kg

N.2 Soft air closing
N.2 Fermi ammortizzati

Customizable door width
Larghezza porta personalizzabile

PATENTED

CODE	⟷	KIT
MAGIC2/1100/V/08 **MAGIC2/1100/V/10** **MAGIC2/1100/V/12**	1100 mm	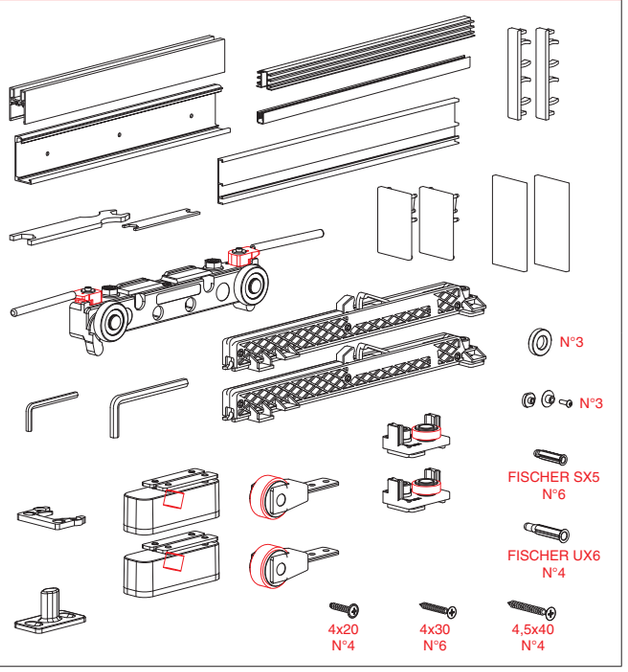
MAGIC2/1800/V/08 **MAGIC2/1800/V/10** **MAGIC2/1800/V/12**	1800 mm	

PROFILES CUTTING MEASUREMENTS / MISURE DI TAGLIO DEI PROFILI

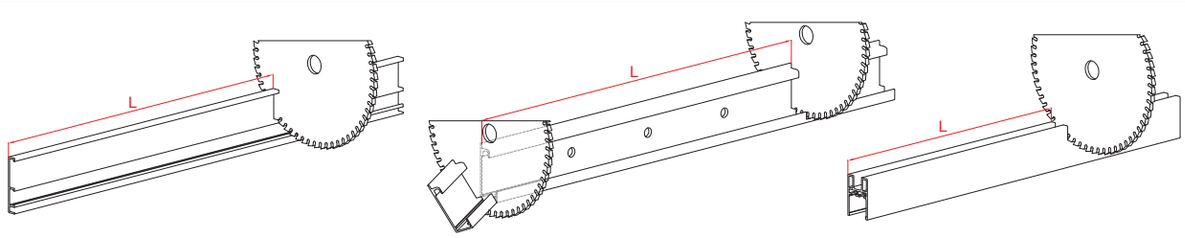

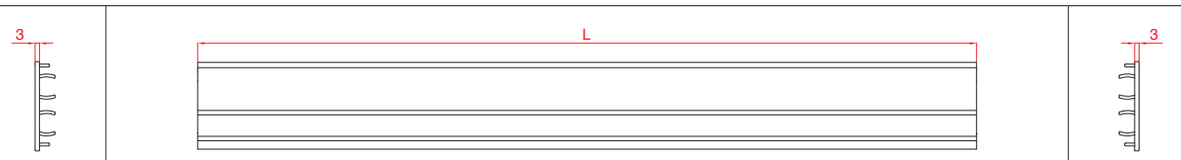

ART. 2199 | **ART. 2198** | **ART. 2199**

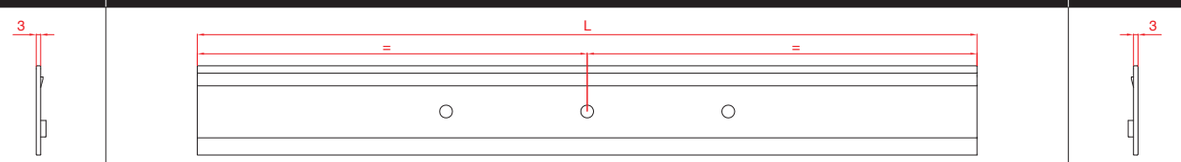

ART. 2851 | **ART. 2850** | **ART. 2851**

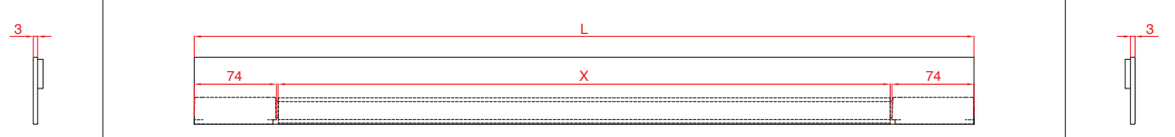

ART. 2866 | **ART. 2863 - ART. 2862 - ART. 2861** | **ART. 2866**

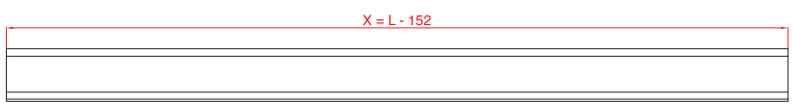

ART. 2860

Glass Magic2 model / Modello Magic2 in vetro
Modèle Magic2 verre / Magic2 Modell Glas / Modelo Magic2 de vidrio

MILLING DESCRIPTION / DESCRIZIONE DELLE LAVORAZIONI

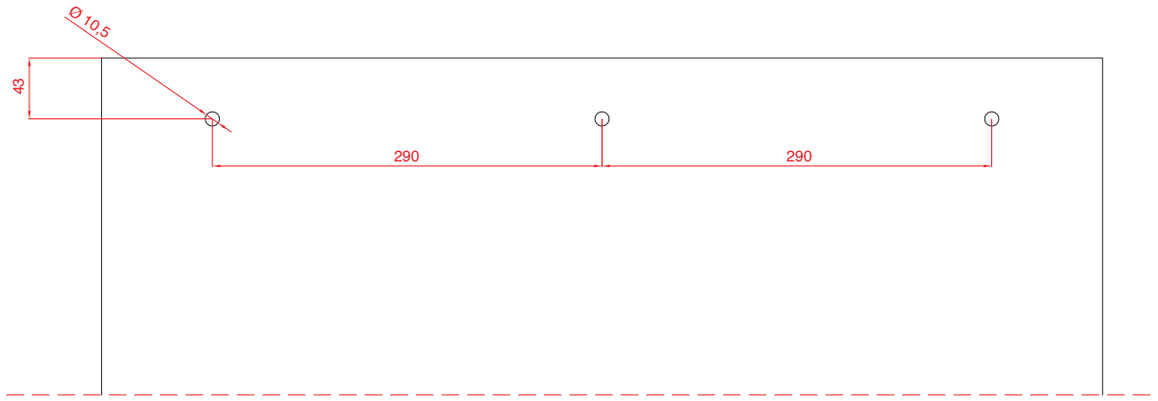

ACCESSORIES PLACEMENT / POSIZIONAMENTO DEGLI ACCESSORI

LEFT OPENING / APERTURA VERSO SINISTRA

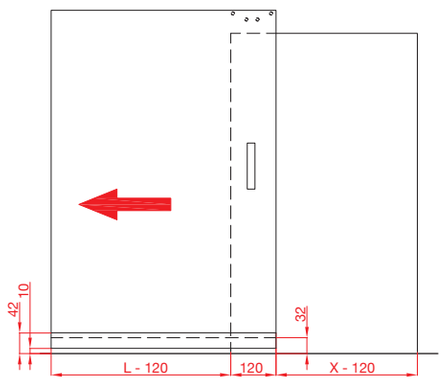

RIGHT OPENING / APERTURA VERSO DESTRA

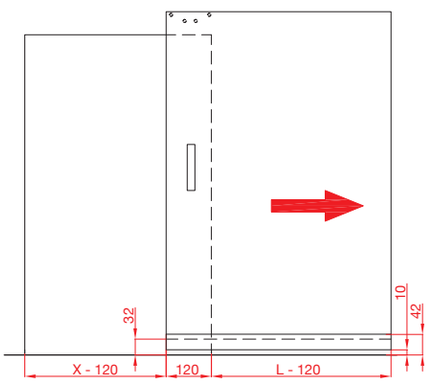

B = 0 mm *(Min.)*
B = 50 mm *(Suggested/Suggerito)*

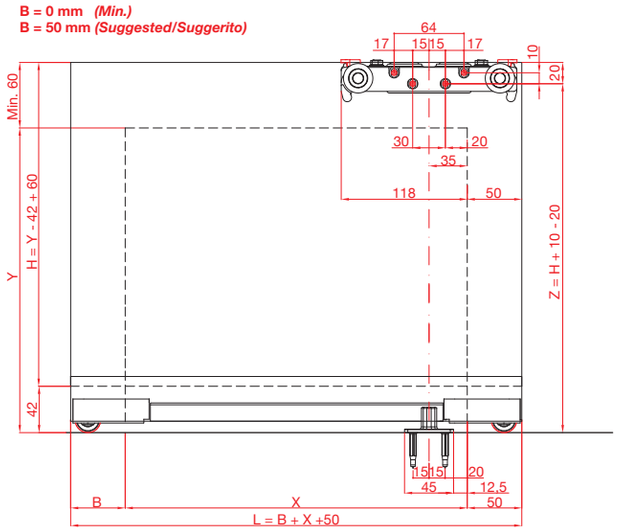

ART. MAGIC2/1100 B=0 **X= MIN. 800 (L=850)** **X= MAX. 1050 (L=1100)**	**ART. MAGIC2/1800 B=0** **X= MIN. 800 (L=850)** **X= MAX. 1750 (L=1800)**
ART. MAGIC2/1100 B=50 **X= MIN. 800 (L=900)** **X= MAX. 1000 (L=1100)**	**ART. MAGIC2/1800 B=50** **X= MIN. 800 (L=900)** **X= MAX. 1700 (L=1800)**

STANDARD POSITION / POSIZIONE STANDARD

Magic2 Vetro

Glass Magic2 model / Modello Magic2 in vetro
Modèle Magic2 verre / Magic2 Modell Glas / Modelo Magic2 de vidrio

ACCESSORIES PLACEMENT / POSIZIONAMENTO DEGLI ACCESSORI

LEFT OPENING / APERTURA VERSO SINISTRA

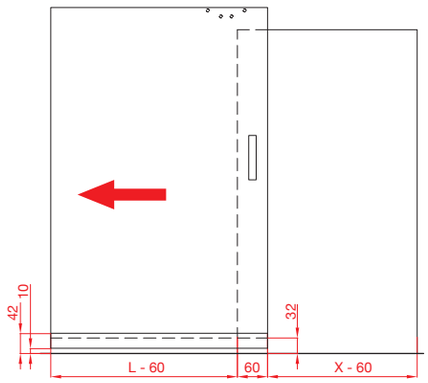

RIGHT OPENING / APERTURA VERSO DESTRA

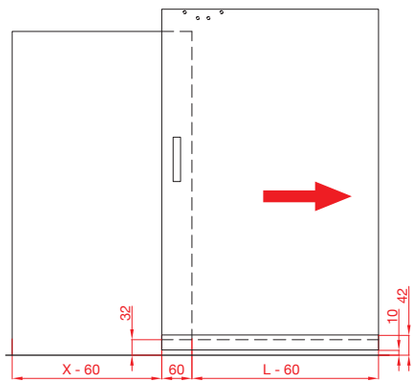

B = 0 mm *(Min.)*
B = 50 mm *(Suggested/Suggerito)*

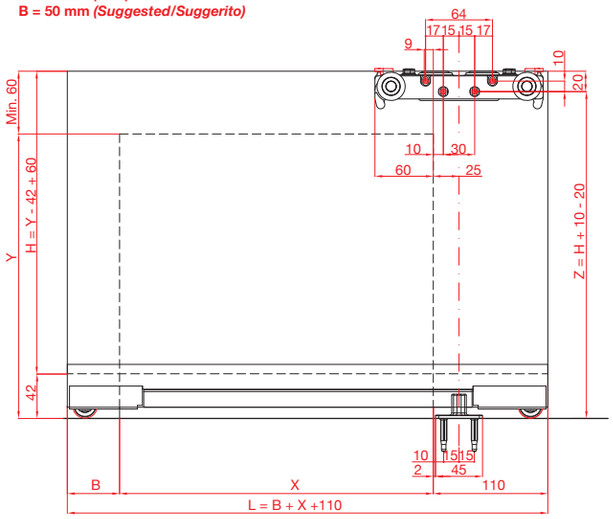

ART. MAGIC2/1100 B=0 **X= MIN. 740 (L=850)** **X= MAX. 990 (L=1100)**	**ART. MAGIC2/1800 B=0** **X= MIN. 740 (L=850)** **X= MAX. 1690 (L=1800)**
ART. MAGIC2/1100 B=50 **X= MIN. 740 (L=900)** **X= MAX. 940 (L=1100)**	**ART. MAGIC2/1800 B=50** **X= MIN. 740 (L=900)** **X= MAX. 1640 (L=1800)**

STANDARD POSITION / POSIZIONE STANDARD

ACCESSORIES PLACEMENT / POSIZIONAMENTO DEGLI ACCESSORI

LEFT OPENING / APERTURA VERSO SINISTRA

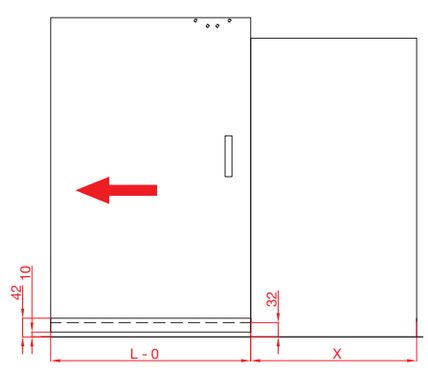

RIGHT OPENING / APERTURA VERSO DESTRA

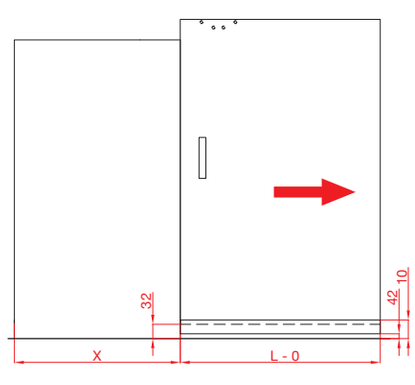

B = 0 mm *(Min.)*
B = 50 mm *(Suggested/Suggerito)*

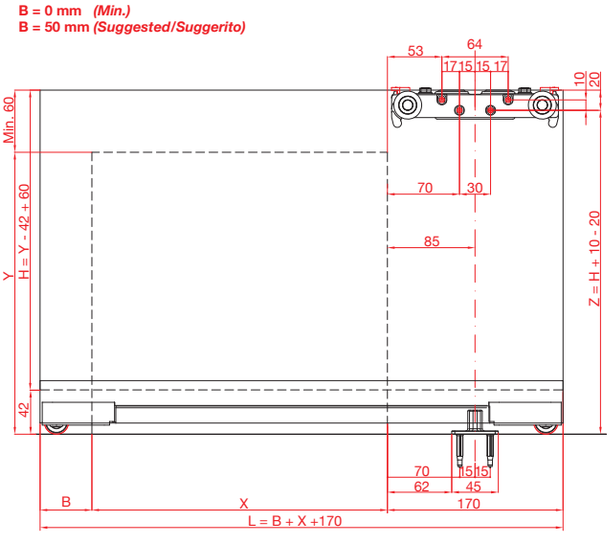

ART. MAGIC2/1100 B=0 **X= MIN. 680 (L=850)** **X= MAX. 930 (L=1100)**	**ART. MAGIC2/1800 B=0** **X= MIN. 680 (L=850)** **X= MAX. 1630 (L=1800)**
ART. MAGIC2/1100 B=50 **X= MIN. 680 (L=900)** **X= MAX. 880 (L=1100)**	**ART. MAGIC2/1800 B=50** **X= MIN. 680 (L=900)** **X= MAX. 1580 (L=1800)**

STANDARD POSITION / POSIZIONE STANDARD

Glass Magic2 model / Modello Magic2 in vetro
Modèle Magic2 verre / Magic2 Modell Glas / Modelo Magic2 de vidrio

DESCRIPTION OF MEASURES / DESCRIZIONE MISURE

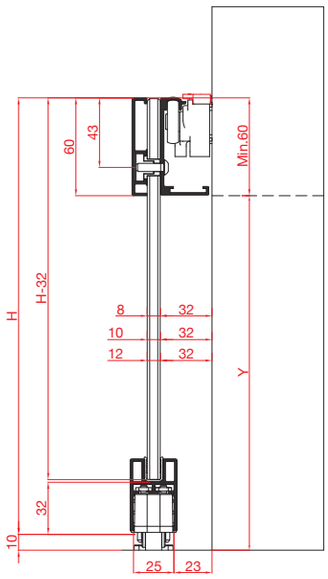

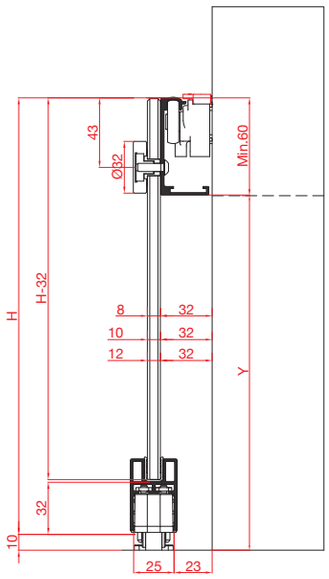

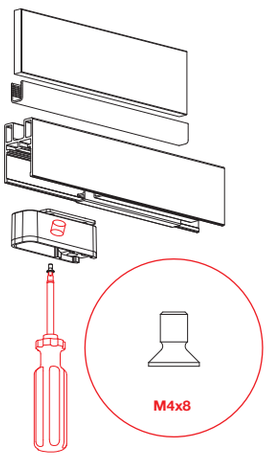

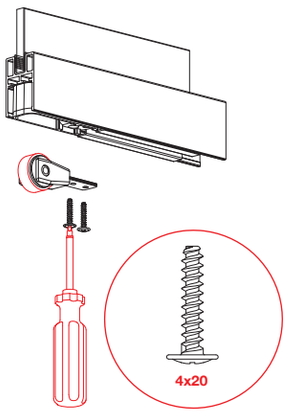

Kg 0 < Kg 80

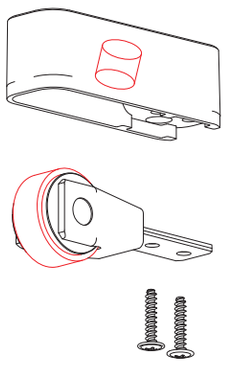

Kg 0 < Kg 40

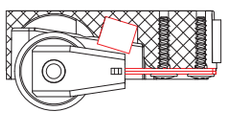

Kg 40 < Kg 80

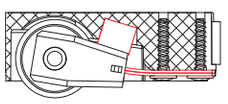

FINAL LEG / FINE CORSA

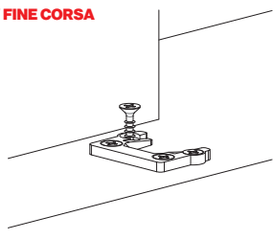

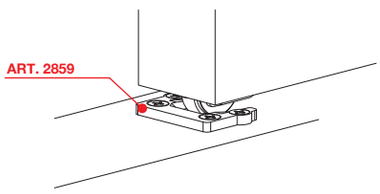

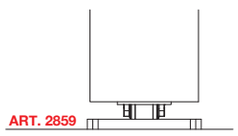

ALUMINIUM PROFILE FOR UNEVEN PAVEMENT
PROFILO IN ALLUMINIO PER PAVIMENTAZIONE IRREGOLARE

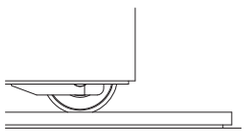

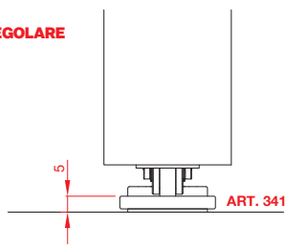



OPTIONAL

Glass Magic2 model / Modello Magic2 in vetro
Modèle Magic2 verre / Magic2 Modell Glas / Modelo Magic2 de vidrio

DOOR APPLICATION / APPLICAZIONE ANTA

DOOR POSITIONING
POSIZIONAMENTO PORTA

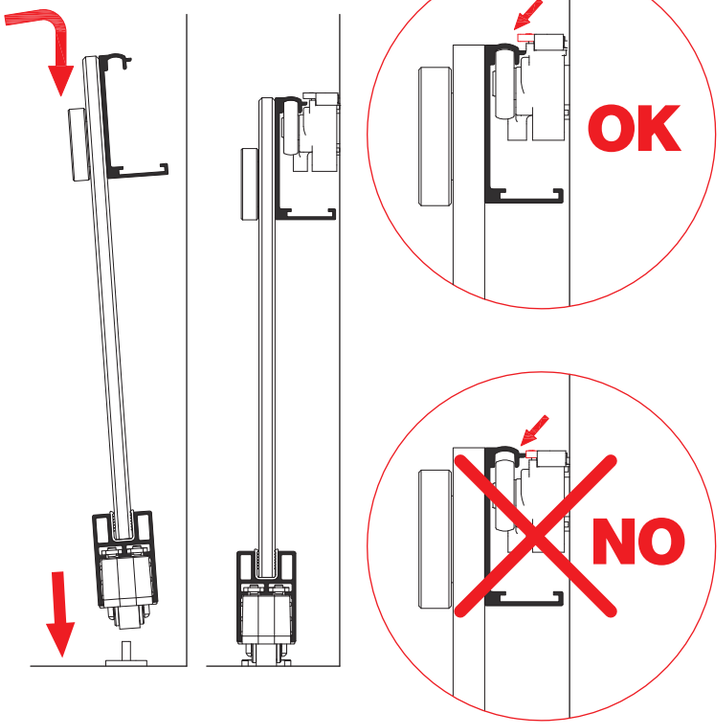

END CAPS
TAPPI LATERALI

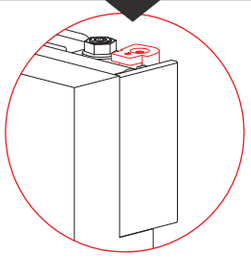

SOFT CLOSING
FERMO AMMORTIZZATO

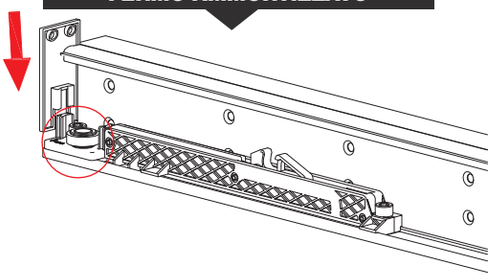

SPACER
DISTANZIALE

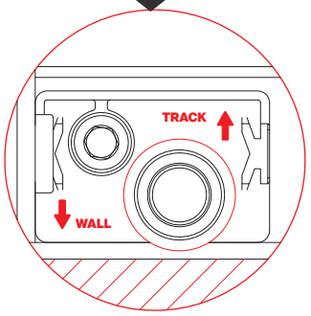

SELF ACTIVATING SOFT CLOSING SYSTEM / CARICAMENTO AUTOMATICO DEL FERMO AMMORTIZZATO

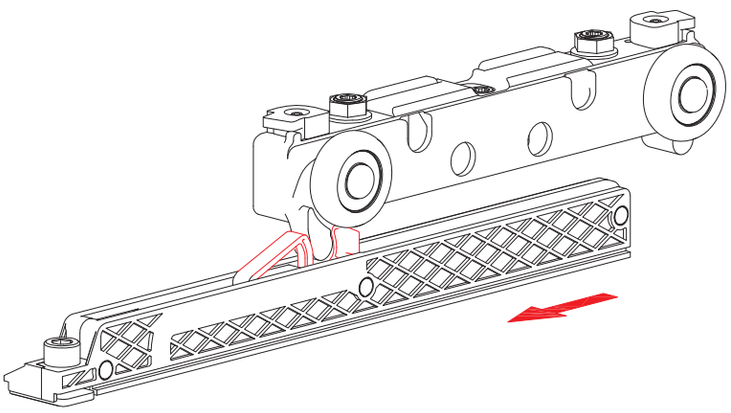

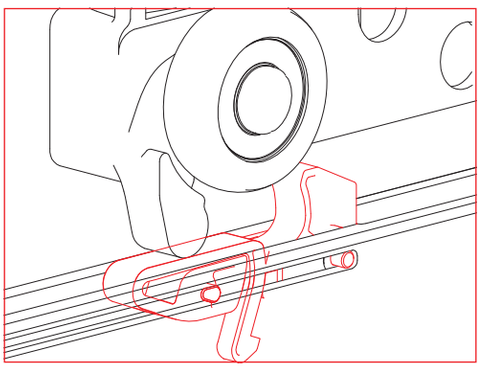

Glass Magic2 model / Modello Magic2 in vetro
Modèle Magic2 verre / Magic2 Modell Glas / Modelo Magic2 de vidrio

MOUNTING / MONTAGGIO

TROLLEY HEIGHT ADJUSTMENT
REGOLAZIONE ALTEZZA CARRELLO

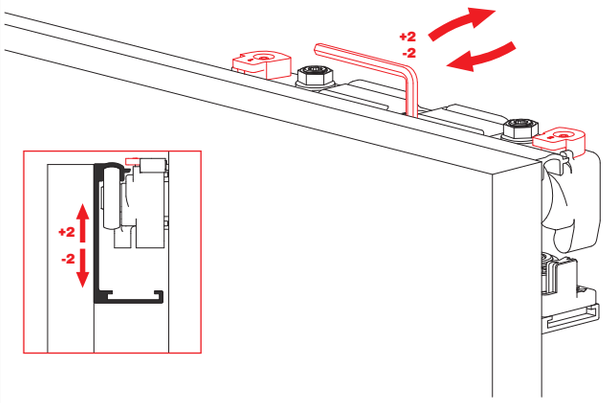

ANTI-JUMPING ACTIVATION
ATTIVAZIONE ANTISGANCIAMENTO

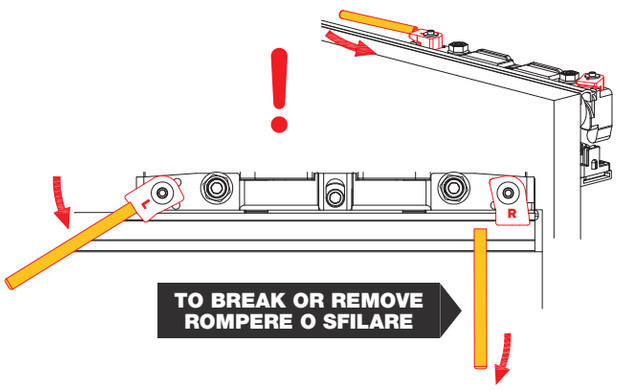

SLIDING ADJUSTMENT TO COMPENSATE WALL DIPS
REGOLAZIONE DEL CARRELLO PER COMPENSARE GLI AVVALLAMENTI DELLA PARETE

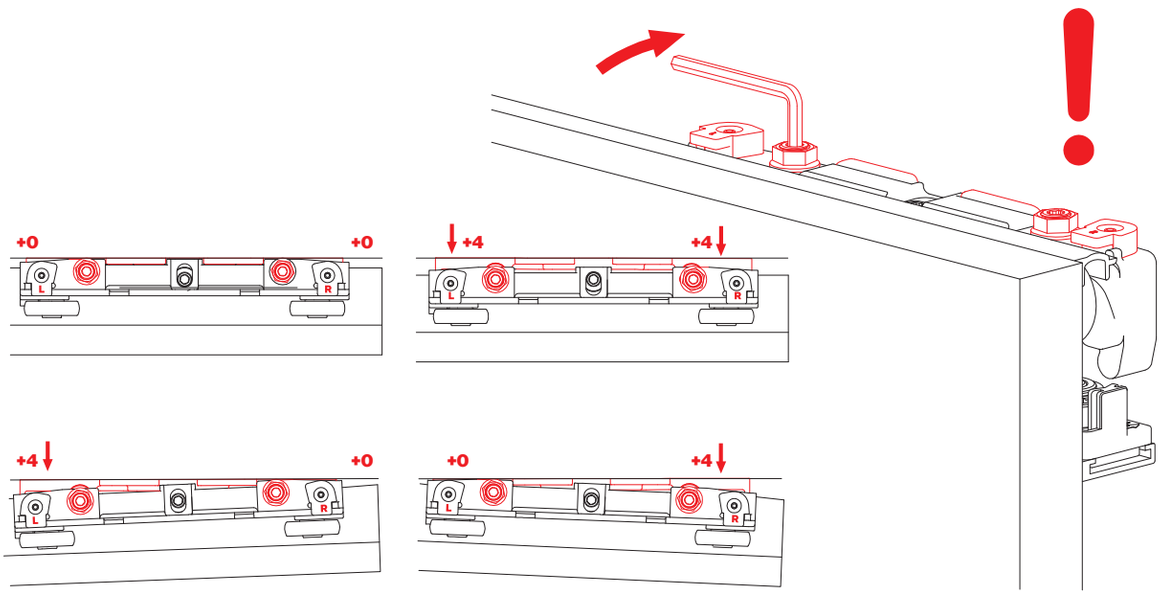

WHEN NEEDED, ADJUST POSITION OF SOFT CLOSING SYSTEM
QUANDO NECESSARIO, REGOLARE LA POSIZIONE DELL'AMMORTIZZATORE

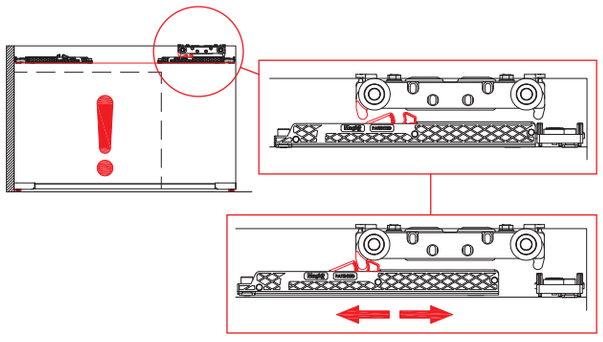

TO FIX AFTER INSTALLATION
BLOCCARE DOPO LA REGOLAZIONE

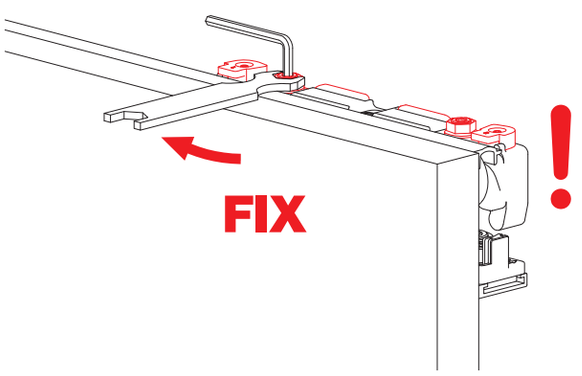



Terno Scorrevoli S.p.A.

Via Ravenna, 4 - 20814 Varedo (MB) ITALY
Phone +39 0362 543001 - Fax +39 0362 582290
terno@ternoscorrevoli.com
www.ternoscorrevoli.com

VER.01-2018